



## **WHITE PAPER ON NEEDS ASSESSMENT FOR NEW TRAUMA CENTER DEVELOPMENT IN THE COMMONWEALTH OF PENNSYLVANIA**

### **Purpose**

Currently new trauma center development in Pennsylvania—with limited exception—is driven by competitive financial and hospital/healthcare system imperatives. The Pennsylvania Trauma Systems Foundation strongly recommends that going forward, new trauma center applications be based on a needs assessment process so as to optimize distribution of trauma centers in the trauma system and thereby provide optimal trauma care for the citizens of the Commonwealth of Pennsylvania.

A guide for such a needs assessment is provided in this paper.

### **Introduction**

Trauma systems have developed based on the sole precept that optimal recovery from traumatic injury is best achieved through the organization of prehospital and hospital preparedness and capability into a codified continuum of care that is designated/accredited on a regular basis by qualified organizations such as the Pennsylvania Trauma Systems Foundation (PTSF).

It is undisputed that trauma centers in states such as Pennsylvania have significantly improved the public health for citizens of the Commonwealth. Trauma is the fifth leading cause of death in Pennsylvania. A Pa. Department of Health study demonstrated a 30% less chance of death for severely injured patients treated in an accredited trauma center. In 2007, 95% of the 33,235 patients treated at a trauma center survived.

Currently, there are a total of 32 trauma centers in PA as noted below.

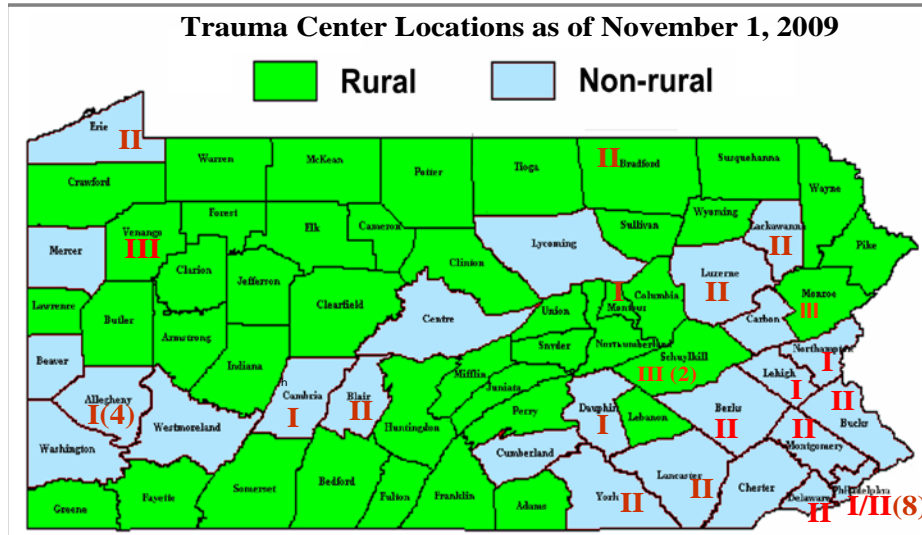


Figure 1

As is readily appreciated, the majority of trauma centers are in the most populated counties (Philadelphia and Allegheny) with large areas of the state seemingly having little or no ready access to organized trauma care.

During the last 10 years there exists differing views on the ideal configuration of a trauma system and the benefits of being “inclusive” and “exclusive”. An “inclusive” system is one in which most acute care facilities participate to the extent their resources allow as opposed to an “exclusive” system whereby only specialized centers provide trauma care. (9) Pennsylvania has traditionally embraced the concept of a voluntary trauma system that is more exclusive. In Pennsylvania any hospital that applies for and meets the PTSF accreditation standards may be accredited as a trauma center as opposed to a system whereby the accrediting/designating body determines if there is a need for additional trauma services to address threats to public health and safety.

In the past exclusive systems were touted as being the ideal configuration and the West Criteria which was established in 1988 (3) was promoted as being the gold standard for a mature exclusive trauma system if the following criteria were met:

1. Authority to designate, certify, identify, or categorize trauma centers.
2. Existence of a formal process to designate or otherwise identify trauma centers.
3. Use of American College of Surgeons' standards to designate/identify trauma centers.
4. Inclusion of onsite verification during the designation/identification process and use of out of area surveyors.
5. Authority to limit the number of trauma centers based on the need for trauma services.
6. Existence of prehospital triage protocols for trauma patients.
7. Existence of a process for monitoring trauma center performance.
8. Adequacy of statewide coverage of the trauma system.

In only eight states in the country are all eight West criteria adhered to. (1) Those states have certificate of need processes that are not evidence based. Furthermore within the American College of Surgeons Committee on Trauma (ACSCOT) Resources for Optimal Care of the Injured Patient: 1999 the authors suggest that all hospitals should participate at some level of trauma center designation within a system ranging from Level 1 to 5 trauma centers. Limited data indicate that mortality is significantly lower in the most inclusive systems. (2)

The trauma system in Pennsylvania meets all of the West criteria with the exception that the PTSF does not by legislation have the authority to limit the number of trauma centers based on the need for trauma services in a region.

While the PTSF is not seeking the authority to direct this process, it does feel the responsibility of informing stakeholders and policy makers of the implications of adding additional trauma centers without fully considering the need for these services in a given region. Considerations include the impact on patient care, healthcare providers and healthcare expenditures. This needs assessment process is recommended by the American College of Surgeons as being one of the key factors in trauma system development in a state. (9) As will become apparent throughout this white paper, best practices to guide the decision to establish new trauma centers should be collaboratively considered locally or regionally with as wide an input by affected stakeholders as possible.

## **HISTORY OF TRAUMA CENTER DEVELOPMENT**

The concept of trauma centers and trauma systems evolved from wartime experiences in Korea and Vietnam where the development of MASH units with rapid transport of the injured soldier and the presence of highly skilled surgical teams significantly improved survival. Since then, various studies have shown that adoption of similar principles and procedures in civilian hospitals could reduce trauma mortality by up to 60%. Specifically, panel studies demonstrate a reduction in the number of preventable deaths with increasing commitment to trauma care resources and expertise. The best evidence resulting from panel studies (published in the 1980s) suggest a 50% reduction in the preventable death rate with implementation of trauma centers, the bulk of this reduction being associated with inappropriate or suboptimal hospital care before trauma center implementation. (4) Trauma registry data originating from designated trauma centers uniformly demonstrate a 15% reduction in mortality when compared with Multiple Trauma Outcomes Study (MTOS) norms (5). Population based studies demonstrate a 15% to 20% reduction in the risk of death after a trauma center/system is in place (6, 7)

In 1971, the state of Illinois was the first to pass legislation codifying a “system approach to statewide emergency medical care.” In the first year of its operation with 20 “accredited” trauma centers, 12,000 patients were admitted with an overall mortality of 2%. Compared to historical data, even though the total number of motor vehicle crashes increased by 8%, mortality decreased by 15% with a 38% decrease in scene deaths. (8) A decade later, the trauma death rate fell by 55% in San Diego County in the first year after implementation of a coordinated countywide trauma system (9)

The American College of Surgery Committee on Trauma (ACSCOT) has been instrumental in codifying essential requirements for trauma centers and more recently, trauma systems. In 1976, the ACSCOT published the first “Optimal Hospital Resources for Care of the Seriously Injured” describing what ultimately would become the accreditation requirements for level I, level II, and level III trauma centers. Through its verification review committee, the ACSCOT has verified thousands of trauma centers and its standards have formed the basis for states that have developed their own designation criteria. (10)

In 1999, the optimal resources document began codifying the recommended components of the “ideal” trauma system.

The most recent review of trauma center development in the United States was published in 2005. Mann et al. surveyed state EMS directors in 50 states and the District of Columbia. Only 8 states indicated that authority had been granted to limit the number of trauma centers based on need. (1)

One such state - New York, using manpower and volume standards, however, appears to have no

mechanism to assess the impact of new trauma centers on nearby established centers. (Infra vide)

The PTSF has recently consulted with two other states with the “authority” to limit trauma centers in the trauma system. Maryland utilizes the following criteria for denial of an application for designation:

1. Would add unnecessary duplication of services to a geographic service area where there is insufficient need for additional trauma or specialty services.
2. Is unable to meet the requirements for the level of designation sought
3. Makes a false statement or omits a material fact in the hospital records, documentation, or materials required to be submitted that pertain to the documentation process.
4. Is less qualified than another applicant hospital in the same geographic service area
5. Is applying for designation as a specialty center that requires a certificate of need from the Maryland Health Care Commission but does not have the required certificate of need: or
6. Should not be designated for any other relevant reason”

However, as there has been no application for a new trauma center in Maryland since the development of these guidelines, their appropriateness or lack there of are untested.

Washington developed an elaborate algorithm to address this issue; but found it too cumbersome to apply and as of late 2009, had “gone back to the drawing board.”

The American College of Surgeons Committee on Trauma (ACSCOT) initiated a trauma system evaluation program in 1996 based on the following fundamental concepts:

1. Trauma systems should be inclusive
2. This program would be a consultation program and not a verification program...designed to assist any region desirous of developing or improving any existing trauma system
3. The process and consultation would be multidisciplinary, reflecting the multidisciplinary nature of a trauma system
4. Regions requesting a consultation visit would be able to customize the consultation.
5. All site visit work sessions would be inclusive and thereby include all participants who represented the various components of the system (such as surgeons, nurses, hospital administrators, emergency medical services agency, fire chiefs, and paramedics and emergency medical technicians). Therefore all discussions regarding the trauma system would take place with input from all key participants.

The Pennsylvania Trauma Systems Foundation had a trauma system consultation performed by the American College of Surgeons Trauma System Consultation Committee in 2007 called a BIS Self-Assessment. This is based on the Health Resources and Services Administration (HRSA) *Model Trauma System Planning and Evaluation tool* developed in 2006. The document was developed around the framework of a public health model and includes a self-assessment tool built around the public health core functions of assessment, policy development, and assurance. Each of the core functions is stratified further into the 10 essential services of public health. This self-assessment tool is designed to allow trauma care systems at local, regional, or state levels establish baseline indicators across a broad range of activities, to identify areas for enhancement or improvement, and to measure progress toward the attainment of various benchmarks over time.

As a result of the BIS Assessment the following observations were made with recommendations for three priorities in the future:

1. Marketing to constituent groups, consumers, legislators, and others who could benefit from information about the trauma system.
2. Short and long range planning for system improvements including:
  - a. Completion of the EMS plan and the Trauma system plan, and
  - b. Integration of the EMS and trauma system plans with the Emergency Management and Public Health plans.
3. Integrating the management information system currently in place while developing upgrades to the system (data linkages with EMS, trauma registry, Public Health and other databases).

Other areas that were discussed as future agenda items that were later addressed in the PTSF 2008 Strategic Plan were:

1. Consideration of developing a needs-based trauma system that could restrict the number of trauma centers within the state. This may also be applicable to helicopter services throughout the state.
2. Conduct a needs assessment and gap analysis to better utilize the current resources within the state and to identify where additional resources may be needed.
3. Break down communication barriers among and between the differing agencies.
4. Consider a coordinated approach for planning, data collection, and analysis for interrelated departments, bureaus, and agencies within the state working on injury, trauma, emergency preparedness, and surveillance.

The needs assessment issue came to the forefront in Pennsylvania with the introduction of House Bill 978 in 2009 which would allow the development of a level III trauma center in the same county as a Level I and II trauma center. HB 100 which was the original legislation creating Level III trauma centers did not allow this. The DPW sought the support of PTSF in reviewing this legislation and providing recommendations. The PTSF Board of Directors approved additional language that further supported a 25 miles distance between two existing level III trauma centers, while maintaining the original restriction of 25 miles between a Level III and already existing level I or II centers. The bill is silent on this issue with respect to proximity of new level I or II centers to currently existing level I or II centers and has still not been passed into law at the time of this paper.

Since trauma centers require considerable commitment of resources, the PTSF proposes that the following factors be carefully considered in any new trauma center discussions

## **I. ACCESS**

The “golden hour” has been the holy grail of trauma care. The concept that trauma patients have better outcomes if definitive care is initiated within 60 minutes of the time of injury has been attributed to Robert Cowley (1976) and Donald Trunkey (1993) - both pioneers of modern trauma care. (11)

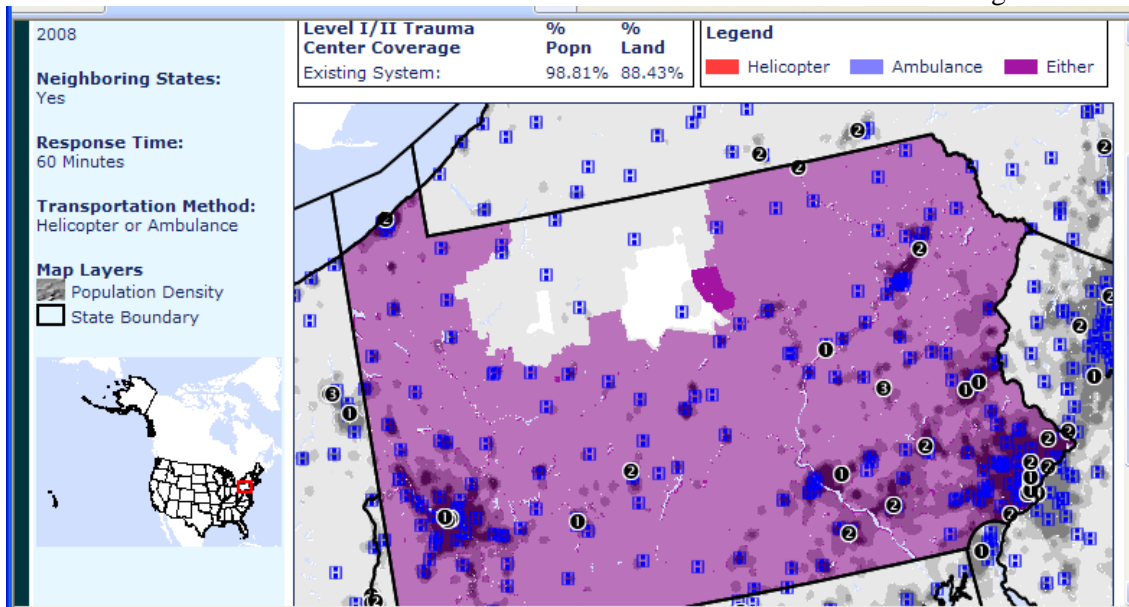
The current 2006 ACSCOT optimal resources document states that the goal of an organized trauma system is to “provide broad coverage based on the golden hour concept” and goes on to add “in urban communities, an injured patient should be at a trauma center within in a maximum of 30 minutes from time of EMS notification.” It is acknowledged, however, that there is no definitive scientific evidence to support this concept. Nevertheless, it is intuitive that with the exception of a few near-instantaneously fatal injury types, the sooner a trauma victim receives appropriate care, the more likely they are to survive and return to society.

In 2005, Branas et al. from the University of Pennsylvania published a seminal article on trauma center access in the United States. (12) In a well-designed study, they reliably estimated that 69.2% of the US population had access to a Level I or II trauma center within 45 minutes and 84% had access within 60

minutes (the golden hour). Specifically for Pennsylvania, 88.5% and 99.3% of the state’s population respectively had such access.

This study found that the contribution of helicopters was necessary to reach these goals in 26.7% (45 minutes) and 27.7% (60 minutes) - specifically in Pennsylvania, 42.4% and 36.9% respectively - highlighting the primarily rural nature of the state of Pennsylvania. The grey and white sections of the map below represent areas of Pennsylvania that do not have ground or air access to a trauma center within 60 minutes:

Figure 2



Source: Trauma Information Exchange Program website of the American Trauma Society

While not specifically studied, an online analysis of maps ([www.maps.amtrauma.org](http://www.maps.amtrauma.org)) shows that trauma center access times for Pennsylvanians within 25 miles of Allegheny and Philadelphia Counties are very close to 100% of achieving these goals.

Pennsylvania has 13 critical access hospitals (CAH). These 25 bed hospitals are the “last line of defense” in the most rural areas of the Commonwealth. During 2009 there were 259 trauma transfers of moderate severity (average ISS 12.55) from these institutions to level I or II trauma centers with an average transfer time of 237 minutes - over 4 times that of the widely promulgated golden hour concept. This is to be compared to the overall average transport time of 32 minutes to level one/two trauma centers in/or around Allegheny and Philadelphia counties and 38 minutes to rural level one/two trauma centers. As noted in the previous map, access to trauma centers within the “golden hour” is limited in several counties in the northern tier of Pennsylvania. In this area are located 3 critical access hospitals that remain the sole source of care for citizens in that region. With this in mind the PTSF approved the development of standards of accreditation for Level IV trauma centers. Development of Level IV trauma centers in rural areas is being supported on a national level by the American College of Surgeons, Committee on Trauma. The ACSCOT has facilitated federal funding of critical access hospitals to achieve trauma center accreditation through the federal rural flex grant program. PTSF is in the process of developing Level IV standards with the possibility of accrediting Level IV trauma centers in 2013.

## SUMMARY

It is critical that in any needs assessment process that the accessibility of the affected population to trauma

center care be of utmost importance. While there is minimal supporting scientific evidence a 45-60 minute proximity by ground or air has been adopted by all trauma system planners including the American College of Surgeons Committee on Trauma. At the present time, in spite of its highly rural nature, it appears that <15% of the population in Pennsylvania does not have such access. The development of Level IV trauma centers may further narrow this gap.

## II. VOLUMES/OUTCOMES

There is ongoing debate over whether higher volume trauma centers have better patient outcomes. It has been well shown for various surgical procedures that there are various volume thresholds for individual surgeons and/or hospitals below which outcomes are compromised. (13)

Indeed, one of the ACSCOT standards for level I trauma centers is 1200 trauma patients per year or 240 patients with Injury Severity Score (ISS) greater than 15 (most severely injured) or 35 patients per year with ISS greater than 15, cared for by each trauma surgeon.(10)

Nathens et al. studied the volume/outcome issue in 84 academic trauma centers, focusing on two patient cohorts, both with ISS greater than 15 - penetrating abdominal trauma (PAI) and multi-system blunt trauma (MSBT - head injury plus at least one orthopedic injury).

The odds of dying at a “high” volume (greater than 650 total cases per year) center were very significantly reduced in patients in shock and in coma (14).

To the contrary, London et al. found, in reviewing 98,000 trauma center admissions; severely injured patients had a slightly higher mortality rate and a longer length of stay at the highest volume trauma centers (approximately 1200 per year). These authors postulated that one reasonable explanation for their findings was that demand on hospital resources at the busiest trauma centers, at times, may exceed available resources. (15)

Specifically in Pennsylvania, Pasquale et al. studied the impact of patient volumes and level of trauma center accreditation on patient outcomes. Data on 88,000 seriously injured patients from 24 Pennsylvania trauma centers was retrospectively analyzed (56,000 patients from level I centers; 32,000 from level II centers).

High volume centers were considered those admitting a mean of 920 plus/minus 330 patients per year (range 627-1714) and low volume centers a mean of 437 plus/minus 140 per year (range 228-608). Low volume of trauma admissions was a significant risk factor for mortality in patients with head, chest, brain and/or lung injury. Both high volume level I and II trauma centers showed a similar survival benefit resulting in the conclusion that “meeting the standards for accreditation should be recognized as having a favorable impact on outcome in seriously injured patients.”(16)

Recently, a paper was presented at the Region 3 American College of Surgeons' Committee on Trauma resident paper competition. Drs. Logan et al. reviewed the National Trauma Data Bank records for approximately 470,000 patients treated at 101 level I trauma centers between 2002 and 2006. They found that trauma center volume was a highly statistically significant predictor of mortality. Mortality risk was significantly lower in low volume centers compared to the highest volume center. Interestingly, however, the lowest mortality risk occurred in centers with mid range levels of volume. Patients in the three highest volume centers had between 3.4 and 3.9 times the adjusted odds of death observed for patients in the lowest volume centers. (17)

This paper would appear to recognize what others have begun to assert that outcomes improve as volume

increases. However, there appears to be some critical level of volume above which the likelihood of survival declines. Of vital importance in undertaking needs assessment for additional trauma centers is to understand the potential impact on patient volume with respect to preexisting surrounding centers - so as to ensure that this does not drop below a critical threshold. A recent controversial paper by Simon et al. addressed this issue by looking at data from their institution 12 months before and 12 months after designation of a level I trauma center 2.5 miles from a preexisting level I center. The preexisting center saw a drop in overall trauma admissions from 625 to 439 (30%). With respect to patients with ISS greater than 15, there was a 14% total drop. Overall, there was a 38% reduction in penetrating and a 29% reduction in blunt injuries. For patients with ISS greater than 24, there was an increase in absolute mortality from 23.9% to 31.7% which trend continued the following year with an absolute mortality rate of 54.3%.

The authors of this paper felt that “significant reductions in the volume of severely injured patients had a negative impact on factors not routinely measured such as resident education, staff competency, and research.” They advocated that the impact of these factors should be taken into consideration when assessing the potential impact of a new trauma center within the trauma system. (18)

## **SUMMARY**

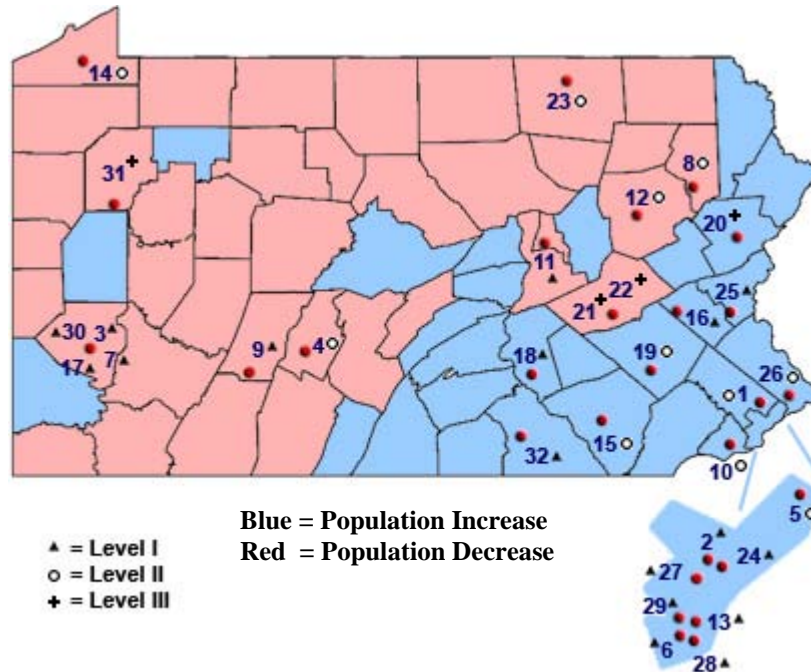
In needs assessment planning a critical threshold of trauma center volume must be taken into consideration to optimize patient outcomes. There are volume thresholds above and below which optimal outcomes suffer. This specific threshold must be considered on a regional and hospital-by-hospital basis. The potential impact on the experience of trauma team members at affected institutions must be factored into any decision making process when considering new trauma center development.

## POPULATION DENSITY/INJURY RATES

The need for additional trauma centers and/or existing trauma center capacity must be taken in consideration with respect to population density and injury rates.

Between 2000 and 2009, the total population of the State of Pennsylvania has grown by only 323,696 (<http://quickfacts.census.gov>). Of the 67 counties within the state, 29 increased in population; 38 decreased in population. Population gains varied from 1% to 37%. The three counties with the largest gains were Monroe at 19.9% (n=27,665), Pike 30.7% (n=14,226), and Forest 37% (n=1,800).

Figure 3



Monroe County currently has a designated level III trauma center. The closest trauma centers to Pike County are in neighboring Monroe and Lackawanna counties (approximately 15 miles from the border of Pike County); the closest trauma center to Forest County is a Level III center in Venango County or a Level II center in Erie (approximately 45-50 miles from the border of Forrest County). (Figure 3)

Of the counties with currently accredited trauma centers, ten had population decreases from 2000 to 2009; eleven had population increases ranging from 1% to 19.9%. In most of the counties with population increases there was at least one adjacent county with an accredited trauma center. (Figure 3)

In addition to significant population density changes, one has to consider injury rates to put into perspective the potential need for additional trauma centers.

With respect to the latter, while the PTSF blinds all information regarding specific individual trauma centers, it is interesting to review Pennsylvania trauma center volume numbers across the state from 2004 to 2008 (figure 4) during which time only one new trauma center has come online. Nine of the 27 accredited trauma centers during that time experienced a decrease in volume ranging from 1.2% to 14.2% (n=21 -113 patients); 18 had an increase in volume ranging from 1.8% to 460% (n=22 -997 patients). It is important to note that the center with the largest increase first received trauma center accreditation in 2005 (the closest neighboring accredited trauma center had a decrease in volume of 72 patients within the

first 2 years but volumes increased in subsequent years since that time.) This represents a clear example of the need for a new trauma center in this location to serve the public health of the Commonwealth.

Figure 4  
**Level I and Level II Pennsylvania Trauma Center Volumes 2004-2008**

<b>Level I and Level II Trauma Centers</b>	<b>2004</b>	<b>2005</b>	<b>2006</b>	<b>2007</b>	<b>2008</b>
<b>A</b>	822	738	824	905	998
<b>B</b>	2289	2194	2190	2235	2280
<b>C</b>	889	954	981	941	877
<b>D</b>	755	866	907	850	832
<b>F</b>	1101	1048	1020	1195	1187
<b>G</b>	926	966	961	846	947
<b>H</b>	756	793	853	784	680
<b>I</b>	690	801	953	927	955
<b>J</b>	1100	1143	1213	1398	1454
<b>K</b>	692	844	1004	916	915
<b>L</b>	1111	1337	1399	1401	1369
<b>M</b>					203
<b>N</b>	636	678	662	689	606
<b>O</b>	824	1008	990	1017	1128
<b>P</b>	1315	1491	1631	1563	1555
<b>Q</b>	1253	1379	1523	1344	1317
<b>R</b>	1108	1238	1192	1166	1261
<b>S</b>	2567	2747	2809	3067	3177
<b>V</b>		215	828	918	1212
<b>W</b>	292	243		100	438
<b>Z</b>	367	445	473	477	615
<b>AA</b>	966	1119	1309	1354	1247
<b>BB</b>	417	386	393	547	579
<b>DD</b>	1645	1717	1890	1906	1696
<b>EE</b>	653	723	909	966	1037
<b>FF</b>	949	1005	977	1016	1033
<b>GG</b>	2672	2969	2877	3567	3328
<b>HH</b>	1231	1095	1160	1201	1064

*Source: Pennsylvania Trauma Outcome Study*

In 2008, there were 10 trauma centers in Pennsylvania which exceeded patient volumes of 1200 - range 1212 - 3328. Those trauma centers with volumes below 608 - the critical volume for improved outcomes as identified by Pasquale specific to Pennsylvania trauma centers was 4.

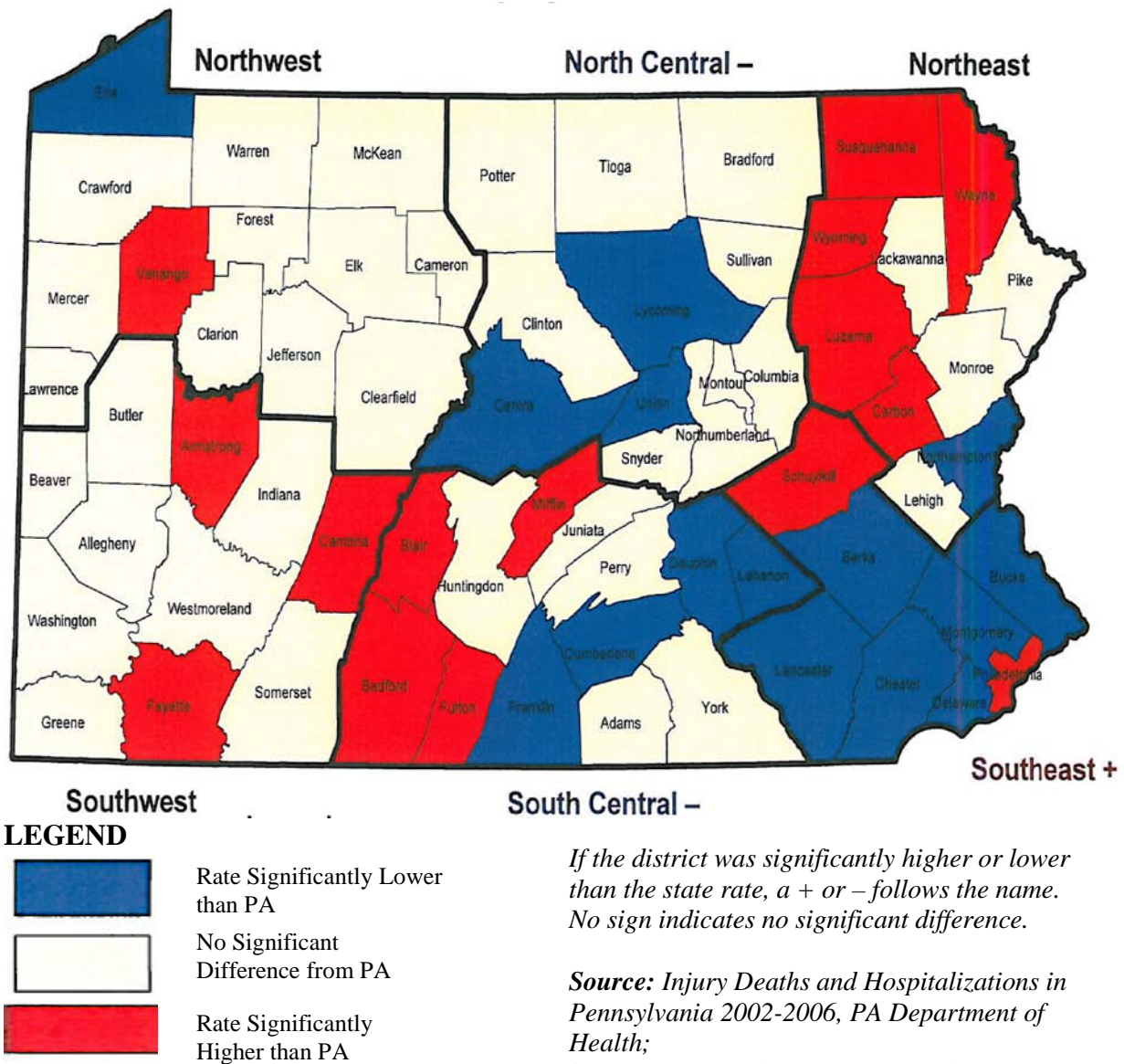
The injury rate in Pennsylvania is more difficult to quantify. In 1999, PHC4 data documented 119,982 discharges from all Pennsylvania Hospitals with diagnoses codes relating to traumatic injury - a rate of 1000.2 per 100,000 population. However the CDC (<http://www.cdc.gov/injury/wisqars> ) reported the following statewide injury rates per 100,000.

Figure 5

	<u>Fatal Injuries</u>	<u>Nonfatal Injuries</u>
2007-2008	_____	590.14
2006-2007	60	563.64
2005-2006	59.54	554.25
2004-2005	57.94	_____
2003-2004	56.80	_____

In 2008, the Pennsylvania Department of Health published county by county PHC4 data on all injuries treated at all hospitals with an ICD 9-CM code of 800-955 during the period of 2002 through 2006 with an injury death rate averaging 55.6 per 100,000 population.

**Figure 6: Average Annual Age-Adjusted Injury Death Rates and Significance Test Results by County and PA Health District, Pennsylvania Residents, 2002-2006**



When superimposed on the location of trauma centers, thirteen counties with trauma centers or with a trauma center in a neighboring county had a lower overall injury death rate; 12 counties with a trauma center or a trauma center in a neighboring county had a higher rate, and 17 counties with no immediate proximity to a trauma center had no significant difference from the overall state rate.

Thus, population increases are occurring at a very low rate in Pennsylvania- approximately 36,000 per year; the fatal and non-fatal injury rates have remained relatively stable; and the overall numbers of patients treated in existing trauma centers has not significantly changed in the past four years.

## **SUMMARY**

Population density and injury rates are important to assess when considering the addition of new trauma centers within the current system. There should be a clear population density increase and injury rate occurrence increase to justify addition of new trauma centers. Such should not only be based on current data but on future projections of population growth or loss.

## **III. MANPOWER**

The physician manpower crisis in healthcare is the omnipresent issue in medicine - and nowhere more so than in Pennsylvania. This crisis is expected to further worsen with the recently passed federal healthcare reform legislation. While the American Association of Medical Colleges is likely to achieve its goal of increasing US medical school admissions by 30% by 2015, such would do nothing to address the issue of physician shortages as the Center for Medicare and Medicaid Services reimbursement for residency training is not likely to be increased (and was not even addressed in the recently passed healthcare legislation). As reimbursement for residency training, slots are and have been kept capped for decades, the increasing number of US medical school graduates will simply displace foreign medical graduates in residency training with the end resulting in a zero net gain

While this affects primary care and medical/surgical specialties across the board, it particularly impacts on trauma care, which requires constant readiness and availability.

Increasingly few are willing to commit themselves to in-house coverage (which is the norm in level one trauma centers) or availability within 30 minutes of notification (required for all surgical sub-specialties).

In Pennsylvania, the problem is compounded by lack of tort reform for malpractice and near the lowest reimbursement rates for physician services in United States. The Pennsylvania Medical Society published a position paper in 2007 addressing significant physician manpower issues in Pennsylvania with the following salient summary:

(<http://www.pamedsoc.org/MainMenuCategories/Government/SOM/SOMoverview.aspx> )

*“Increasing demand for health care services is a certainty in the US during the next few decades, due in large part to the aging baby boomer generation, an increased use of technology, and changes in the way people perceive, access and use health care.*

*The report examines population growth and aging, trends in physician office and emergency visits, and demand for physician services in connection with hospital services.*

*This analysis also includes aspects of the medical practice environment that are most directly impacted by increased demand and compares Pennsylvania’s experience to the rest of the nation. The report considers the physician work force and issues surrounding physician efficiency, productivity, and supply.”*

Perhaps one the most actionable findings of “The State of Medicine in Pennsylvania” are trends surrounding the need for recruitment and retention of existing and future physicians”

In 2005 PTSF undertook a survey of all trauma centers in Pennsylvania with respect to manpower shortages in currently existing trauma centers. A total of 17 locums providers were utilized each year. The results according to specialty were as follows:

**Radiologists**

June 2004 3 trauma centers utilized a total of 3 locums radiologists  
August 2005 3 trauma centers utilized a total of 6 locums radiologists

**Emergency Medicine Physicians**

June 2004 3 trauma centers utilized a total of 4 locums emergency medicine physicians  
August 2005 No locums used

**Pediatric Surgeons**

June 2004 1 trauma center utilized a total of 1 locums pediatric surgeon  
August 2005 No locums used

**Orthopedic Surgeons**

June 2004 1 trauma center utilized a total of 1 locums orthopedic surgeon for weekend coverage  
August 2005 1 trauma center utilized a total of 1 locums orthopedic surgeon for weekend coverage

**Neurosurgeons**

June 2004 2 trauma centers utilized a total of 3 locums for neurosurgery surgeons  
August 2005 2 trauma centers utilized a total of 4 locums for neurosurgery surgeons

**Trauma Surgeons**

June 2004 1 trauma center utilized a total of 5 locums for trauma surgeons  
August 2005 2 trauma centers utilized a total of 6 locum0s for trauma surgeons

The Pennsylvania Orthopedic Society (POS) points out that at trauma centers orthopedic surgical treatment, including wound care and bone reconstruction predominates as the most commonly performed surgical cases. This high volume of care places a unique demand on orthopedists that must be understood and factored into designing a system to deliver optimal trauma care. The POS recommends that reliance on locum’s tenens or non-staff surgeons should be strongly discouraged in the interest of consistent patient care

**SUMMARY**

The limited availability of health care providers interested and willing to provide trauma services in “new” trauma centers must be taken into careful consideration in any needs assessment process.

**IV. HEALTHCARE FINANCES**

The financial impact of opening a new trauma center is difficult to quantify. It is however well known that the expense of maintaining a trauma center is substantial. In the early 1990s, a “crisis” in trauma injury care was declared by the General Accounting Office (GAO) of the Federal Government after the closure of over 60 trauma centers because of financial hardship, concluding that “such jeopardized the lives of many severely injured Americans.” Indeed in Pennsylvania two Level III trauma centers just

announced that they would not seek reaccreditation as “the burden of carrying the major excess cost to be trauma centers is too great for rural community hospitals”

The General Accounting Office (GAO) recognized that many trauma patients had no health insurance and limited access to Medicaid resulting in the “crisis.” Few would argue that today the lack of health care coverage for the population at large, much less those unfortunate victims of traumatic injury is much worse than in early 1990s.

In a 2003 report of the Hospital and HealthSystem Association of Pennsylvania (HAP) reported a mean “readiness” cost of \$33M among the 26 trauma centers surveyed. In 2009, HAP estimated that the average trauma center spends \$1.25M/yr on trauma-specific physicians, technology, training and education to maintain compliance with PTSF accreditation requirements.

<http://www.haponline.org/resourcecenter/factsheets/>

In 2005, the State of Tennessee estimated that every level I trauma center incurs a “readiness cost” of \$14 million per year on top of usual operating expenses (<http://www.tntrauma.org>).

The cost of new trauma center development and readiness costs must be weighed against the fact that over 50% of trauma cases are reimbursed by Medicare or Medicaid and Pennsylvania trauma centers in 2007 were responsible for 53% of all uncompensated care provided by all Pa hospitals. In 2008 the Pennsylvania Trauma Systems Foundation PTOS database showed that 9% of patients had no insurance at all.

Given the proprietary nature of hospital operations, it is extremely difficult to obtain actual cost estimates for opening a new trauma center.

In 2005, the Pennsylvania Department of Health estimated the total hospital charges for trauma in the Commonwealth totaled \$5.22 billion. 64.8% of this are either paid by government sources such as Medicaid or considered charity care.

As more and more uninsured individuals become insured under the new healthcare reform legislation the disproportionate share (DSH) payments to hospitals will be phased out. Traditionally the federal Medicaid program has provided supplemental payments to those hospitals that serve a significantly disproportionate number of low income patients. This amounts to >\$25M/yr to some Pennsylvania trauma centers.

Additionally, the Pennsylvania House of Representatives recently passed HB 2279 budget plan that includes a \$25.7M cut in state Medicaid spending (\$66M when including federal matching grants)

With the stated goal of reducing overall Medicare spending by \$500B over the next decade, hospitals will see a reduction in payments of the current 87% of costs to <80% of operating costs.

Finance is the top category cited by all as the major threat to continued viability of trauma care delivery. The difficulty recruiting and retaining physicians and nurses was identified by 90% of centers as the number one obstacle to ongoing operations (1)

## **SUMMARY**

Costs associated with trauma center development and ongoing readiness and their potential effect on other needed local/regional healthcare services in context with the impact on hospital economic viability Medicaid, Medicare and DSH payment reductions/elimination must be considered in any new trauma center needs assessment.

## CONCLUSION

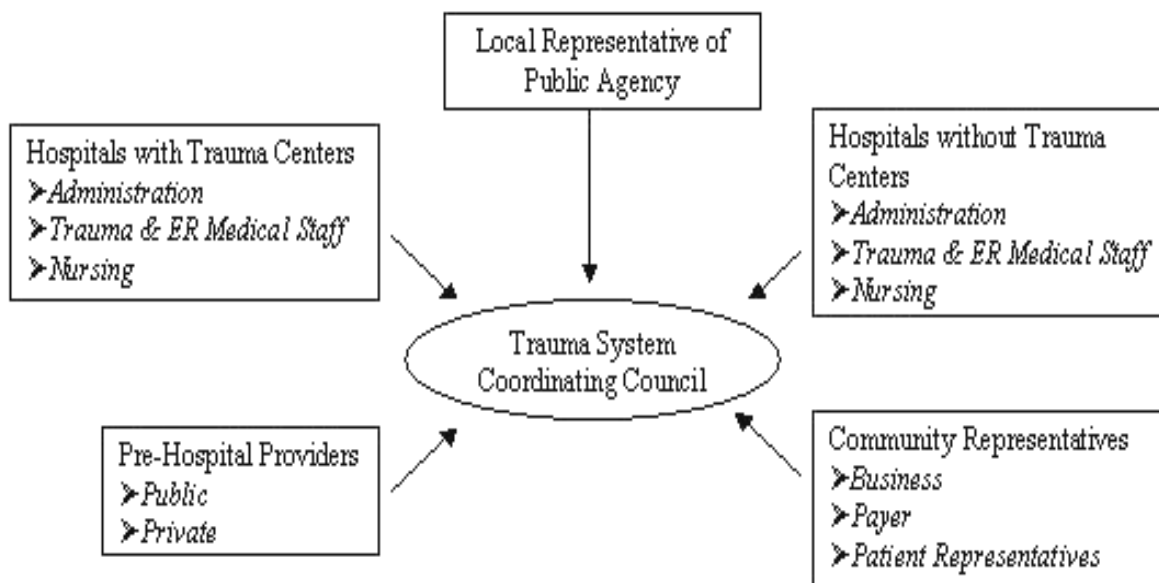
Dr. Earnest Moore in his 1994 American Association for the Surgery of Trauma Presidential address stated “trauma center designation should be determined on the basis of regional system needs to avoid duplication of services and dilution of experience.”(19)

The commitment of resources - human, technology, facilities, finances - to develop a trauma center within the context of an organized trauma system definitely requires careful consideration of the following criteria:

1. Access.
2. Volume/outcome.
3. Population density/injury rates.
4. Manpower
5. Healthcare finances.

While additional factors may need to be taken into consideration or those presently proposed be modified, it is critically important that this is a community based process and not simply a hospital or health system based initiative. It is likewise equally important that this process not be driven by a state organization or mandated by legislature.

The community-based algorithm proposed at the 1999 Skamania conference is a model for needs assessment which appears reasonable and appropriate for the Commonwealth of Pennsylvania (19)



Such an exercise was recently conducted in Montgomery County, Texas. Key stakeholders were interviewed including hospitals, EMS providers, air medical providers, the trauma regional advisory council, the chamber of commerce and concerned citizens, among others); current hospital capabilities and the interest in designation of a new trauma center were assessed; community input on the need for a new trauma center was gathered; data on current volume and severity of trauma cases in the county was obtained; projections for future trauma needs were based on population and injury rate demographics, EMS and ED volumes and air ambulance activity. Additionally a detailed financial analysis was performed.

Utilizing such a community-based, collaborative approach, the following conclusions were reached:

1. There is sufficient trauma volume to justify one new level III trauma center
2. By 2013, projected population growth will justify upgrading of the new center to level II
3. By 2031 there will be a need for both a level II and level III trauma center.

While Pennsylvania does not have bodies such as a “Trauma System Coordinating Council” to assist in such efforts, various consultant groups do have expertise in this area and the American College of Surgeons Committee on Trauma may serve as a resource through its trauma system evaluation program. Certainly the PTSF can serve as an information resource for the type of data referenced throughout this paper.

Pennsylvania has been fortunate to have highly committed trauma leadership and the vision to establish the PTSF as a private nonprofit trauma center accrediting entity to protect and improve the health of its citizens. During PTSF’s 2008 strategic planning session it committed itself to a new vision for the future:

***"The Pennsylvania Trauma Systems Foundation will become the premier organization in Pennsylvania for assuring optimal outcomes for all trauma patients."***

This vision of improving outcomes for ALL trauma patients situates PTSF in the best position possible to lend its accumulated expertise to help establish the optimal trauma system for the Commonwealth by supporting community based planning and implementation of new trauma centers.

PTSF strongly encourages the use of this document across the spectrum of citizens, professional societies, hospitals and health systems, prehospital care providers, and local/regional/statewide legislators who have an interest in best serving the Commonwealth continuing to lead the nation through a thoughtfully planned system of trauma care whereby the right patient, gets to the right place at the right time with the right outcome.

## REFERENCES

1. Mann, NC; MacKenzie, E; Teitelbaum, S.; Wright, D; Anderson, C. Trauma System Structure and Viability in the Current Healthcare Environment: A State – by – State Assessment; Journal of Trauma, 2005;58:136-14
2. Utter GH, Maier RV, Rivara FP, et al. Inclusive trauma systems: Do they improve triage or outcomes of the severely injured? J Trauma 2006; 60 529-537
3. West J.G.: Systems of Trauma Care: A Study of Two Counties; Archives of Surgery, 1979; 114: 460-464.
3. Cales RH. Trauma mortality in Orange County.: The effects of the implementation of a regional trauma system. Annals of Emergency Medicine 1984;13: 1-10.
4. Shackford S.R., Mackersie R.C., Hoyt D.B., et al.: Impact of a Trauma System on Outcome of Severely Injured Patients; Archives of Surgery, 1987; 122: 523-527.
5. Rutledge R., Messick J., Baker C., et al.: Multivariate Population Based Analysis of the Association of County Trauma Centers with Per Capita County Trauma Death Rates; Journal of Trauma, 1992; 33: 29-38
6. Rutledge R., Fakhry S.M., Mayer A., Sheldon G.F., Baker C.: An Analysis of the Association of Trauma Centers with Per Capita Hospitalizations and Death Rates from Injury; Annals of Surgery, 1993; 218: 512-524
7. Boyd D.R., Mains K.D., Flashner B.A.: A Systems Approach to Statewide Emergency Medical Care. Journal of Trauma 1973; 13: 276-278
8. Boyd D.R., Mains K.D., Flashner B.A.: A Systems Approach to Statewide Emergency Medical Care. Journal of Trauma 1973; 13: 276-278
9. Resources for Optimal Care of the Injured Patient, 2006; Committee on Trauma American College of Surgeons, Chicago, 2006.
10. Learner E.B., Muscati R.M.: The Golden Hour: Scientific Fact or Medical “Urban Legend”; Academic Emergency Medicine, 2001; 8: 758-760.
11. Branas C.C., McKenzie E.J., Williams J.C., Schwab C.W., et al.: Access to Trauma Centers in the United States; JAMA, 2005; 293: 2626-2634.
12. Birkmeyer J.D., Siewers A.E., Finlayson E.V., et al.: Hospital Volume and Surgical Mortality in the United States; NEJM, 2002; 346: 1128-1137.
13. Nathens A.B., Jurkovich G.J., Maier R.V., Grossman D.C., et al.: Relationship Between Trauma Center Volume and Outcomes; JAMA, 2001; 285: 1164-1171
14. London J.A., Battistella F.D.: Is There a Relationship between Trauma Center Volume and Mortality? Journal of Trauma, 2003; 54: 16-25.

15. Pasquale, MD; Pietzman, AB; Bednarski J, Wasser T.E. Outcome analysis of Pennsylvania centers: Factors predictive of nonsurvival in severely injured patients, *Journal of Trauma* 2001; 50:465-474.
16. Logan M.S., Watson C.M., Petroze R., et al.: Trauma Volume and Outcomes: Is Bigger Always Better? Region 3 ACSCOT Resident Paper Competition; Hershey, Pennsylvania, September 2009.
17. Simon R., Store M., Cucuzzo J.: The Impact of a New Trauma Center on an Existing Nearby Trauma Center; *Journal of Trauma*, 2009; 67: 645-650.
18. Mullins R, Mann N, Clay N. Introduction to the academic symposium to evaluate evidence regarding the efficacy of trauma systems. *Journal of Trauma* 1999; 47: S3-S7.
19. Moore EE. Trauma systems, trauma centers and trauma surgeons: opportunity in managed competition. *J Trauma* 1995; 39: 1-11

**Contributing Authors:**

Jack Wilberger, MD, FACS  
 Chief of Neurosurgery  
 Allegheny General Hospital  
 Chairman, Board of Directors  
 Pennsylvania Trauma Systems Foundation

Richard MacKenzie MD, FACEP  
 VP Emergency Medicine  
 Lehigh Valley Health Network Cedar Crest  
 PTSF Board Member

Tony Adusei  
 PaDOH EMS Bureau

Mike Pasquale, MD, FACS  
 Trauma Program Medical Director  
 Lehigh Valley Health Network Cedar Crest  
 PTSF Outcomes Committee chair

Charles Branas, PhD  
 PENN Center for Clinical Epidemiology and  
 Biostatistics

Spence Reid, MD  
 Orthopedic Surgeon  
 Hershey Medical Center  
 PTSF Board Member

Tom Brandt, RN, BSN  
 Trauma Program Manager,  
 Robert Packer Hospital  
 PATNAC President

Pat Reilly, MD, FCCP, FACS  
 Vice Chief, Division of Trauma and Surgical  
 Critical Care  
 University of Pennsylvania Medical Center  
 Chair, Pennsylvania Committee on Trauma  
 PTSF Board Member

Robert Cherry, MD  
 Trauma Surgeon, Hershey Medical Center  
 PTSF Research Committee member

Bill Hoff, MD  
 Trauma Program Medical Director  
 St. Luke's Hospital  
 PTSF Board Member

Gary Welch, DO, FACOS  
 Trauma Program Medical Director  
 Aria Health-Torresdale  
 PTSF Board Member

Janette Swade  
 Director, Pennsylvania Emergency Health  
 Services Council

Juliet Geiger, RN, MSN  
 Executive Director  
 Pennsylvania Trauma Systems Foundation

Nathan McWilliams, MPA, RHIA  
Director MIS\Trauma Registry  
Pennsylvania Trauma Systems Foundation

**We are grateful to the following organizations who submitted suggestions for inclusion in the white paper:**

Hospital and Healthsystem Association of Pennsylvania

Pennsylvania Chapter, American College of Emergency Physicians

Pennsylvania Chapter, American College of Surgeons Committee on Trauma

Pennsylvania Emergency Health Services Council

Pennsylvania Orthopedic Society

Pennsylvania Trauma Systems Foundation Board of Directors

Pennsylvania Trauma Nurse Advisory Council